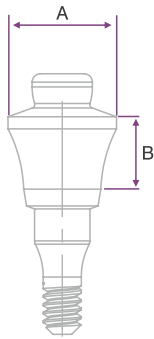


### Equator® Abutments



A better alternative to ball abutment is the equator line.

A slightly reduced retentive element height and various gingival heights may let you choose this option.

Equator abutments are made of Gr5 Titanium material.





The package contains equator abutment, plastic retentive element and metal matrix for the retentive element.






A	4.5	4.5	4.5
B/C	1.5	3.0	5.0
Code	T6 32700	T6 32701	T6 32702

Auxiliary Parts

	
Impression Part	Analog
044CAIN	144AE

					
Metal Housing	Transparent / Extra Hard	Pink / Standard Hard	Yellow / Soft	Retentive violet-strong 2700g	Black / Laboratory
CA008	CN051	CN052	CN053	CN055	CN068

		
Square Driver (Ratchet)	Square Driver Contra-angle	Multiuse Insertor Extractor Tool
774CHE	760CE	485ICE

